

Experimental Study of Heat Transfer Enhancement in Car Radiator by Using copper and aluminum Nanofluids

The 5th International scientific Conference on Nanotechnology & Advanced Materials Their Applications (ICNAMA 2015) 3-4 Nov, 2015

Dr. Khalid Faisal Sultan

Electro mechanical Engineering Department, University of Technology/Baghdad.

E-mail: ksultan61@yahoo.com

Dr. Talib Z. Farge

Engineering Department, University of Technology/Baghdad.

Dr. Sajid Hussein Ail

Mechanical Engineering Department, University of Technology/Baghdad.

Abstract

The cooling system of a car plays an important role in vehicle's performance, consists of two main parts, known as radiator and fan. Improving thermal efficiency of engine leads to increase the engine's performance, decline the fuel consumption and decrease the pollution emissions. This study presents an experimental study on enhancement of heat transfer in car radiator by using aluminum, copper and distilled water nanofluids. The range of nanoparticles concentrations used were in the range of (15 – 35 wt %). Two nanoparticles aluminum (Al (50nm)) and copper (Cu (30nm)) used in this study and distilled water was used as base fluid (distilled water). The coefficient of heat transfer was studied with the effect of many parameters such as inlet temperature of nanofluid, Reynolds number, nanofluid concentration and types of nanoparticle.. Results show that Nusselt number increased with increasing of nanofluid inlet temperature, nanoparticle volume fraction and Reynolds number. The obtained results indicated that the enhancement in heat transfer for the nanofluid (Cu(30nm) + Dw) was greater than nanofluid (Al(50nm) + Dw) due to nanoparticles size and thermal conductivity of the copper. The results indicated that using nanofluid as working fluid leads to higher heat transfer performance which is promoted the car engine performance and would reduce fuel consumption. Furthermore, Thermal conductivity for the nanofluids (Cu + Dw) was greater than nanofluids (Al + Dw) due to nanoparticles size and thermal conductivity for the copper. It was indicated that the type and size of nanoparticle play an important role in enhancement of heat transfer rate.

Keywords: Nanofluids, radiator, cooling system, heat transfer coefficient.

دراسة عملية لتحسين انتقال الحرارة في راديتور السيارة باستخدام النحاس والالمنيوم كموائع نانوية

الخلاصة

نظام التبريد في السيارة يلعب دورا هاما في أداء السيارة، ويتألف من جزئين رئيسيين، معروفة باسم المبرد والمروحة. أن تحسين الكفاءة الحرارية للمحرك يؤدي إلى زيادة أداء المحرك، وانخفاض

استهلاك الوقود وتقليل انبعاثات التلوث . يقدّم هذا البحث دراسةً تجريبيةً على تحسين نقل الحرارة في مبرد السيارات باستخدام الموائع النانوية مثل النحاس والألومنيوم مع الماء المقطر ويتراوح مدى التراكيز الوزنية المستخدمة ما بين (15 – 35 wt %) . تم في هذه الدراسة استخدام نوعين من الجزيئات النانوية ذات أقطار مختلفة هي (النحاس (30nm)) والألومنيوم ((50nm)). تم دراسة تأثير العوامل المختلفة مثل عدد رينولدز، درجة حرارة الدخول للمائع النانوي، والتراكيز ونوع الجزيئات النانوية على معامل انتقال الحرارة لتدفق. بينت الدراسة أن عدد نسلت يزداد مع زيادة درجة حرارة الدخول للمائع النانوي، التركيز الحجمي، عدد رينولدز. أشارت النتائج أن التحسين في انتقال الحرارة للنحاس والماء المقطر (DW) + (Cu(30nm)) كان أكبر من الألومنيوم والماء المقطر (Al(50nm)+DW) بسبب حجم الجزيئات النانوية والتوصيل الحراري للنحاس. وبالإضافة إلى ذلك أشارت النتائج إلى أن استخدام المائع النانوي كمائع اشتغال يؤدي إلى أن يكون الأداء في نقل الحرارة عالي والذي يؤدي إلى تعزيز أداء محرك السيارة، وبالتالي سوف يقلل من استهلاك الوقود. علاوة على ذلك، أن الموصلية الحرارية للمائع النانوي الذي يتألف من (النحاس + الماء المقطر) أكبر من المائع النانوي الذي يتألف من (الألومنيوم + الماء المقطر) نظراً لحجم الجزيئات النانوية والتوصيل الحراري للنحاس . ان نوع وحجم الجزيئات النانوية تلعب دوراً هاماً في تحسين معدل انتقال الحرارة.

INTRODUCTION

One the improvement of heat exchange systems performance will be reduced the energy Consumption and introduced enhancement techniques for heat transfer [1 – 7]. Studied the enhancement of heat transfer with the variation the geometry of the heat exchanger by using different types of the fins or various inserted tube and the kind of the surface roughness. [8 – 11] have been investigated the application of magnetic field, electric and vibration techniques for the heat transfer enhancement of the heat exchanger [12]. Experimental investigated convection heat transfer for the nanofluids with nanoparticles smaller than 100nm and laminar flow. He obtained a higher thermal conductivity than the liquid without a nanoparticle. [13] Enhancement the thermal conductivity by using ananofluids with particles of CuO to obtained a good thermal property. [14] Investigated experimentally the characteristics of oxide nanoparticles Al₂O₃ with water base on the turbulence convection heat transfer. [15 – 21] Investigated experimental the enhancement the heat transfer by using nanofluid of nanoparticles of Al₂O₃ with water base and different conditions. The results showed that the coefficient of the heat transfer of nanofluid increased when the particle of nanofluid particle concentration increase and also when reynolods number increase. [22– 24] investigated the enhancement of convection heat transfer of a nanofluid with a nanoparticle of TiO₂ – distilled water. They obtained with higher coefficient of heat transfer of nanofluid than the base fluid. In this work the coefficient of heat transfer for forced convection for two types of nanofluid (Cu, Al + Dw) are study experimentally. Also the the effect of the inlet temperature of nanofluid and volume fraction of nanoparticle on the enhancement the heat transfer are investigated.

Experimental work

Material: copper (Cu (30 nm)) and Aluminum (Al (50 nm)).

Nano fluid preparation

The preparation of nanofluid samples are prepared by dispersing pre – weighed quantities of dry particles of copper (Cu (30 nm)) and Aluminum (Al (50 nm)) in base fluid (distilled water). In a typical procedure, the acidity (pH) of each concentration of nanofluid a mixture was measured (pH = 4.5 –5). The mixtures were then

subjected to ultrasonic mixing [100 kHz, 300 W at 25 – 30 C⁰, and Toshiba, England] for two hour to break up any particle aggregates. The nanofluid of this study was included distilled water and nanoparticles from (US Research Nano materials, Inc). Their properties are shown in table 1, and 2 respectively. The picture of preparation of nanofluids containing copper (Cu (30 nm)) and Aluminum (Al (50 nm)) is display in Fig .1. Nanofluids prepared with different weight percent ($\Phi = 15, 20, 25, \text{ and } 35 \text{ wt } \%$).

Table (1) the properties of Nanoparticles Cu [25]

Cupper Nano powder Cu, 99%, 30 nm	
Purity	>99%
crystal phases	Monoclinic
APS	30 nm
SSA	20– 40 m ² /g
Color	read
Morphology	Nearly spherical
True density	8.933 g/cm ³

Table (2): The properties of Nanoparticles Al [25]

Aluminum Nano powder Al 99%, 50 nm	
Purity	>99%
crystal phases	Monoclinic
APS	50 nm
SSA	20 – 40 m ² /g
Color	Lead
Morphology	spherical
True density	2.707 g /cm ³




Figure (1) show nanofluids for based on Cu, Al nanoparticles.

Experimental setup

The experimental set up consists of, flow lines, a storage tank, a heater, a centrifugal pump, a flow meter, a forced draft fan and a cross flow heat exchanger (an automobile radiator) as shown in Fig. 2,. The pump gives a variable flow rate of **70 – 120** l/min; the flow rate to the test section is regulated by appropriate adjusting of a globe valve. Mass flow rate was measured directly by flow meter type Dwyer series MMA mini – Master flow meter with the precision of 0.4 l/min. Two thermo couple (T – types) were implemented on the flow line to record radiator fluid inlet and outlet temperatures. as seen in table (3). Also ten thermocouples (T – types) are soldered at place along the test section. These thermocouples were installed at the center of the radiator surfaces (both sides). Due to very small thickness and very large thermal conductivity of the tubes, it is reasonable to equate the inside temperature of the tube with the outside one. For heating the working fluid, an electrical heater and a controller were used to maintain the temperature between 40 and 80 °C. Twelve thermocouples were attached by silicon paste to various positions of the external walls on each side of the radiator. All used thermocouples were thoroughly calibrated by using a constant temperature water bath, and their accuracy has been estimated to be ± 0.2 °C. Error analysis was carried out by calculating the error of measurements. The uncertainty range of Re No comes from the errors in the measurement of volume flow rate and hydraulic diameter of the tubes and the uncertainty of Nu refers to the errors in the measurements of volume flow rate, hydraulic diameter, and all the temperatures. According to uncertainty analysis described by Moffat [26], the measurement error of Re No was less than 4 % and for Nu was less than 15 %. The repeatability of the experiments was always within 5%. Fig. 3, depicted the Schematic of experimental setup automobile radiator used in this experiment which is of the louvered fin-and tube type, with 34 vertical tubes and stadium – shaped cross section. The fins and the tubes are made with aluminum. For cooling the liquid, a forced fan (Techno pars 1600 rpm) was installed close and face to face to the radiator and consequently air and water have in direct cross flow contact and there is heat exchange between hot water flowing in the tube – side and air across the tube bundle. Constant velocity and temperature of the air are considered throughout the experiments in order to clearly investigate the internal heat transfer.

Table (3) the characteristics of radiator are illustrated

Type of fin and tubes	Aluminum
Dimensions of the radiator	320x20x382.4 mm
Fin shape	Corrugated
Heat transfer area	1.25m ²
Side area	4.7m ²
Volume of the fin	1.14 liter




Figure (2) Experimental setup.

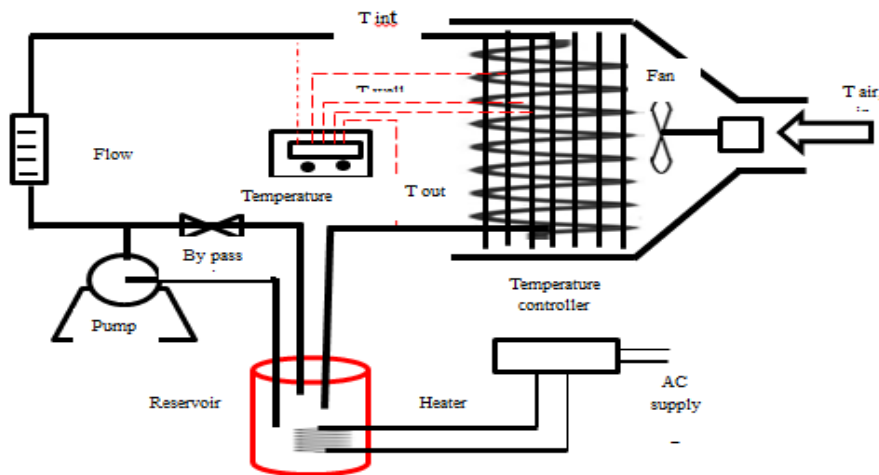


Figure (3) Schematic of experimental setup.

Measurement of Thermal Properties Nanofluid

All physical properties of the nanofluids (Cu, Al + Dw) and distilled water needed to calculate the pressure drop and the convective heat transfer, are measured. The dynamic viscosity (μ) is measured using brook field digital viscometer model DV – E. The thermal conductivity, specific heat and density are measured by Hot Disk Thermal Constants Analyzer (6.1), specific heat apparatus (ESD – 201) as well as the measurement of density was carried out by weighing a sample and volume. The thermal properties of nanofluids dynamic viscosity (μ), thermal conductivity, specific heat and density are measured at different weight concentrations at ($\Phi= 15, 20, 25$ and 35 wt %). The empirical relation used in this study to comparison with the practical measurements for nanofluid properties. The thermo physical properties of nanofluid were calculated at the average bulk temperature of the nanofluid by the following equations.

Density [28].

$$\rho_{nf} = \Phi \rho_s + (1 - \Phi) \rho_{Dw} \quad \dots(1)$$

Viscosity [28].

$$\mu_{nf} = (1 + 2.5\Phi) \mu_{Dw} \quad \dots(2)$$

Specific heat [28].

$$Cp_{nf} \rho_{nf} = \Phi(\rho_s Cp_s) + (1 - \Phi)(\rho_{Dw} Cp_{Dw}) \quad \dots(3)$$

Recently Chandrasekar et al.[28] presented an effective thermal conductivity model (Eq.4)

$$\frac{k_{nf}}{k_{Dw}} = \left[\frac{Cp_{nf}}{Cp_{Dw}} \right]^{-0.023} \left[\frac{\rho_{nf}}{\rho_{Dw}} \right]^{1.358} \left[\frac{\mu_{Dw}}{\mu_{nf}} \right]^{0.126} \quad \dots (4)$$

Figures (6 – 7) reveal density, viscosity, specific heat, and thermal conductivity for the two types of nanofluid (Cu+ Dw) and (Al +Dw).

To obtain heat transfer coefficient and corresponding Nusselt number, the following procedure has been performed. According to Newton’s cooling law:

$$Q = hADT = hA(T_b - Tw) \quad (5)$$

Heat transfer rate can be calculated as follows:

$$Q = m cp DT = m cp(Tin - Tout) \quad \dots (6)$$

Regarding the equality of Q in the above equations:

$$Nu = \frac{h_{ex} Dh}{k_{nf}} = \frac{\dot{m} cp(Tin - Tout) Dh}{k_{nf}} \quad \dots(7)$$

In Equation (7), Nu is average Nusselt number for the whole radiator, \dot{m} mass flow rate which is the product of density and volume flow rate of nanofluid, cp fluid specific heat capacity, and Tin and Tout inlet and outlet, Tb bulk temperature which was assumed to be the average values of inlet and outlet temperature of the nanofluid moving through the radiator, and Tw tube wall temperature. In this equation, k_{nf} is thermal conductivity of the nanofluid and Dh is hydraulic diameter of the tube. It should also be mentioned that all the thermo physical properties were calculated at nanofluid bulk temperature. The temperature measured by thermocouples with the accuracy of inlet and outlet temperature was estimated to be $\pm 0.5^\circ\text{C}$.

Results and discussion

In order to verify the accuracy and the reliability of the experimental system, the heat transfer coefficients are experimentally measured using base distilled water as the working fluid before obtaining those of distilled water Cu and Al nanofluids. Comparison was made between the results of the experimental and three well – known empirical correlations: one of them suggested by Dittuse Boelter correlation [29], Gnielinsky correlation [30] and the other developed by Petukhov et al. [31] (see

Figure 5). These three relations are shown in equations (9 – 13), respectively. In equations (11) and (13), f is friction factor.

$$Nu = 0.0235 Re^{0.8} Pr^{0.3} \quad \dots (9)$$

$$Nu = \frac{\left(\frac{f}{2}\right)(Re-1000) Pr}{1+12.7 \left(\frac{f}{2}\right)^{0.5} \left(\frac{2}{Pr^S}-1\right)} \quad \dots (10)$$

$$f = (1.58 \ln(Re) - 3.82)^{-2} \quad \dots (11)$$

$$Nu = \frac{\left(\frac{f}{8}\right) Re Pr}{1.07+12.7 \left(\frac{f}{8}\right)^{0.5} \left(\frac{2}{Pr^S}-1\right)} \quad \dots (12)$$

$$f = (1.82 \log(Re) - 1.64)^{-2} \quad \dots (13)$$

In Fig. (5) Reasonably good agreement can be seen between Gnielinsky equation and the measurements over the Reynolds number range used in this study. Figs (6 – 7) shows the dimensionless thermal properties of the two nanofluids (Cu + Dw) and (Al + Dw) in comparison with those of distilled water. These figures indicated that density, thermal conductivity and viscosity increased with increasing concentration of nanoparticles while the specific heat decreased with increasing concentration of the nanoparticles. Thermal conductivity for the nanofluids (Cu + Dw) was greater than nanofluids (Al + Dw) due to nanoparticles size and thermal conductivity for the copper. Figs (8 – 13) show the effect of the Reynolds number, nanoparticle volume fraction and fluid inlet temperature on Nusselt number for the two types of the nanofluids (Cu + Dw) and (Al + Dw). The velocity components of nanofluid increase as a result of an increase of energy transport in the fluid with the increasing the volume fraction. The sensitivity of thermal boundary layer thickness to volume fraction of nanoparticles is related to the increased thermal conductivity of the nanofluid. In fact, higher values of thermal conductivity are accompanied by higher values of thermal diffusivity. The high value of thermal diffusivity causes a drop in the temperature gradients and accordingly increases the boundary layer thickness [32]. This increase in thermal boundary layer thickness reduces the Nusselt number, however, the Nusselt number is a multiplication of temperature gradient and the thermal conductivity ratio (conductivity of the of the nanofluid to the conductivity of the base fluid).

Since the reduction in temperature gradient due to the presence of nanoparticles is much smaller than thermal conductivity ratio, therefore, an enhancement in Nusselt number is taken place by increasing the volume fraction of nanoparticles. Therefore, addition of nanoparticles to the coolant has the potential to improve automotive and heavy – duty engine cooling rates, or equally causes to remove the engine heat with a reduced – size cooling system. In order to consider the effect of temperature on thermal performance of the radiator, different fluid inlet temperatures have been applied for each concentration. The nanofluid inlet temperatures include 44°C, 60°C,

and 70°C for the two types nanofluids (Cu + Dw) and (Al + Dw). These figures indicated that an increase in the nanofluid inlet temperature slightly enhances Nusselt number because of augmentation in the effect of test liquid radiation to the internal wall of the tubes. Also, these figures show that Nusselt number increases with the increase of Reynolds number. The enhancement of heat transfer between the case of nanofluid and the pure fluid (base fluid) case is defined as:

$$\text{Enhancement \%} = \frac{Nu (nf) - Nu (bf)}{Nu (bf)} \times 100 \quad \dots(14)$$

The effect of the Reynolds number, nanoparticle volume fraction and nanofluid inlet temperature on enhancement in heat transfer are shows in Figures (14 – 19). The enhancement in heat transfer has increased by augmentation in the concentrations of nanoparticle, Reynolds number and nanofluid inlet temperature. For the distilled water based nanofluid it is obvious that the enhancement increases with Reynolds number and at higher concentrations of nanoparticle the effect of Reynolds number becomes pronounced. Improvement in the heat transfer rate for different concentrations of the two types of nanofluid can be seen in (table 4). The enhancement in heat transfer for the nanofluid (Cu (30nm) + Dw) was greater than nanofluid (Al(50nm) + Dw) due to nanoparticles size and thermal conductivity of the copper.

Table (4) The enhancement of the two types of the nanofluids

T (°C)	Φ (wt%)	Enhancement (%) Nano fluid (Cu+ Dw)	Enhancement (%) Nano fluid (Al+ Dw)
44	15	4.6	2.2
	20	6	2.8
	25	6.8	3.2
	35	7.4	4.8
60	15	6.4	4
	20	6.8	4.4
	25	8.6	5
	35	10.6	5.8
70	15	6.8	5
	20	9.2	6
	25	11.2	7.5
	35	14.4	12

Conclusion

Thermal enhancement of car radiators performance was investigated with nanofluids (Cu (30nm) + DW) and (Al (50nm) + DW), as working fluid. The two types of nanoparticles are used in investigation with four particle concentration ratios (i.e. 15, 20, 25 and 35 wt %) and the based working fluid was distilled water. The summary results are as follows:

1. Type of nanofluid play very important role in enhancement of heat transfer and coolant of car radiators

2. Effects of the nanofluid inlet temperature, Reynolds number and nanoparticle volume fraction on heat transfer are considered.
3. The enhancement in heat transfer for the nanofluid (Cu(30nm) + Dw) was greater than nanofluid (Al(50nm) + Dw) due to nanoparticles size and thermal conductivity of the copper. The high value of thermal diffusivity causes a drop in the temperature gradients and accordingly increases the boundary layer thickness.
4. Using nanofluid as working fluid leads to higher heat transfer performance which is promoted the car engine performance and would reduce fuel consumption.
5. Nusselt number increased with the increasing of nanofluid inlet temperature, nanoparticle volume fraction and Reynolds number.
6. Thermal conductivity for the nanofluids (Cu + Dw) was greater than nanofluids (Al + Dw) due to nanoparticles size and thermal conductivity for the copper.

Nomenclature

Symbol	Quantity	units
A	peripheral area	m ²
Q	thermal energy	J
C _p	Specific heat	J/kg k
d _{hy}	hydraulic diameter = $\frac{4A}{P}$	m
h	heat transfer coefficient	W/m ² K
\dot{m}	Mass flow rate	kg/s
Nu	Nusselt number	—
P	Tube cross section perimeter	m
Pr	Prandtl number = $\frac{\mu}{\rho \alpha}$	—
Re	Reynolds number = $\frac{4\dot{m}}{\pi d_{hy} \mu}$	—
T	Temperature	°C
f	Friction factor	m
Greek Symbol		
μ	Dynamic viscosity	N.s/m ²
ρ	density	Kg/m ³

Φ	Volume concentration	—
Subscripts		
bf	Base fluid	—
nf	Nanofluid	—
in	input	—
out	output	—
w	wall	—

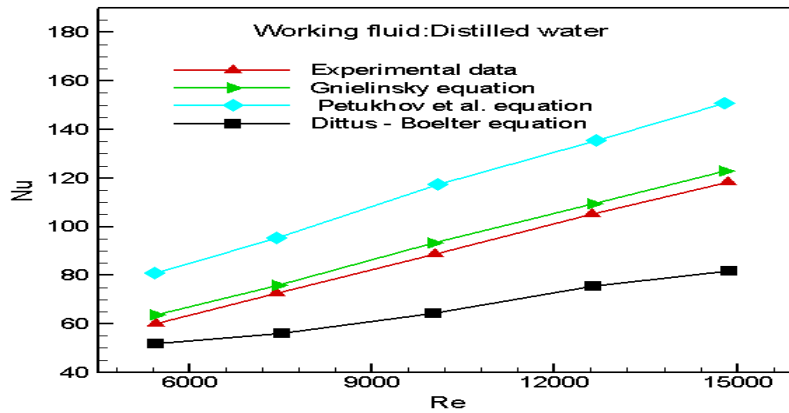


Figure (4) Experimental results for distilled water in comparison with The results obtained in previous studied.

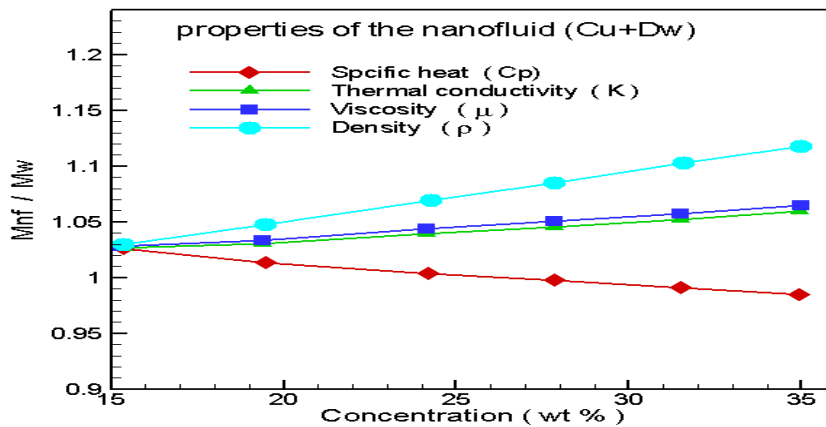


Figure (5) Dimensionless thermal properties of nanofluid(Cu+Dw) in comparison with those of distilled water

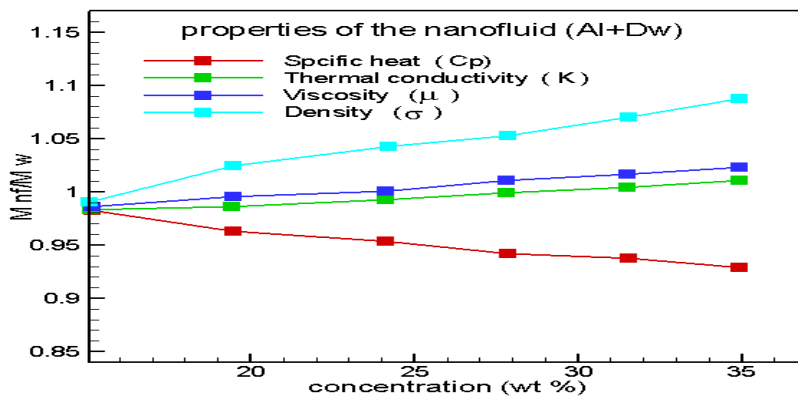


Figure (6) Dimensionless thermal properties of nanofluid (Al+Dw) in comparison with those of distilled water

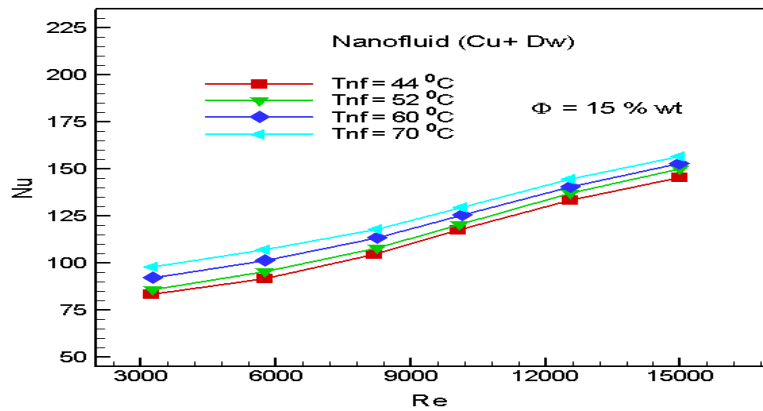


Figure (7) Variation of Nusselt number with Reynolds number, inlet temperature at $\Phi=15$ wt% for (Cu + DW)

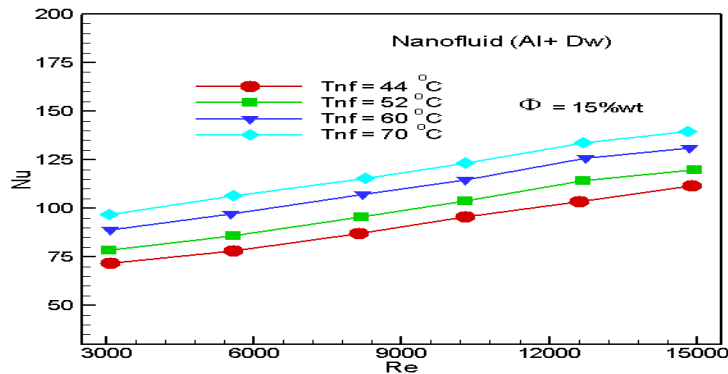


Figure (8) Variation of Nusselt number with Reynolds number, inlet temperature at $\Phi=15$ wt% for (Al + DW)

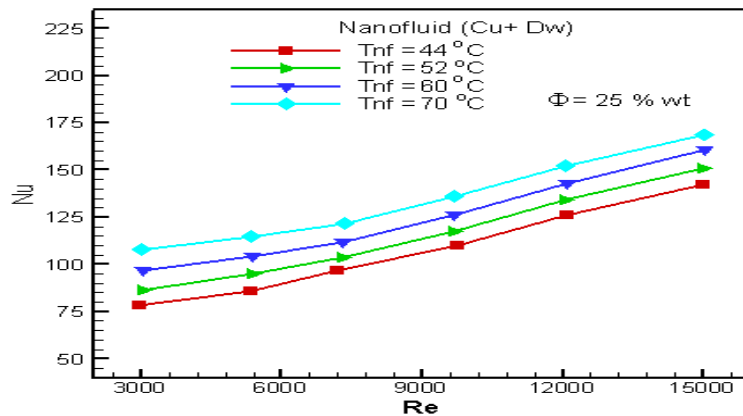


Figure (9) Variation of Nusselt number with Reynolds number, inlet temperature at $\Phi=25$ wt% for (Cu + DW)

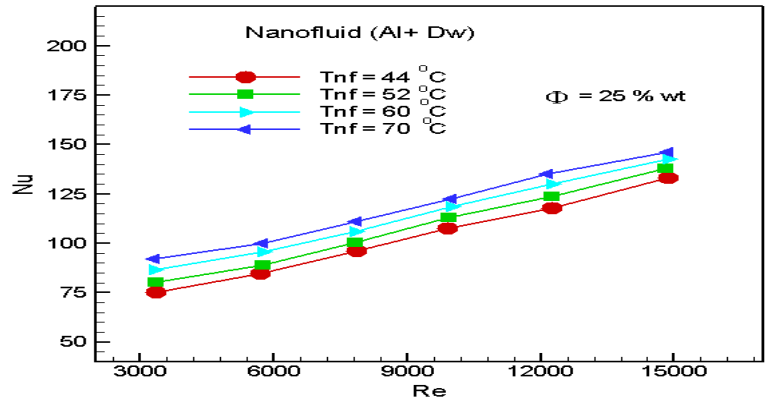


Figure (10) Variation of Nusselt number with Reynolds number, inlet temperature at Φ=25 wt% for (Al +DW)

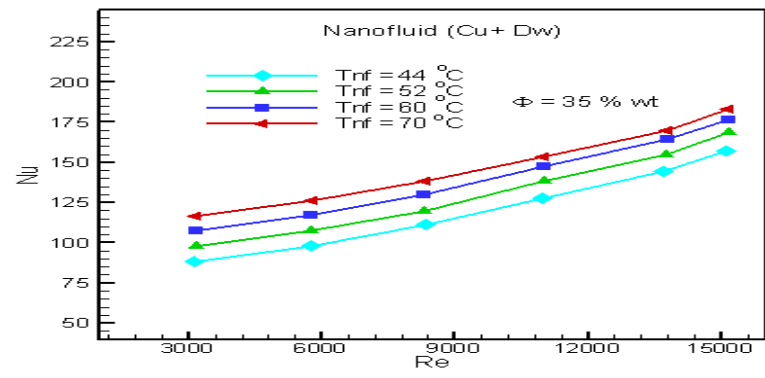


Figure (11) Variation of Nusselt number with Reynolds number, inlet temperature at Φ=35 wt% for (Cu +DW)

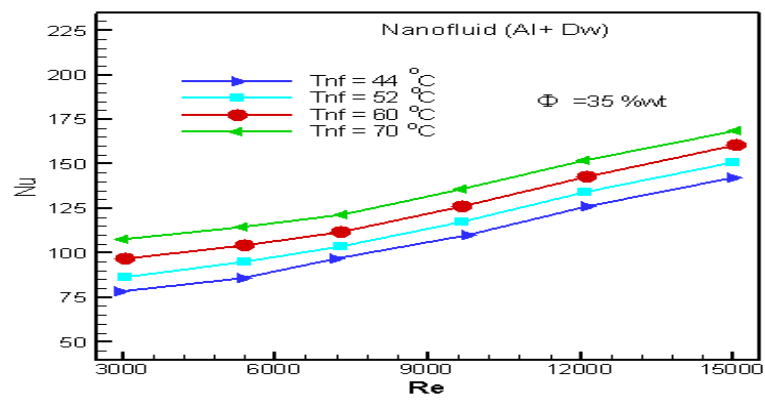


Figure (12) Variation of Nusselt number with Reynolds number, inlet temperature at Φ=35 wt% for (Al +DW).

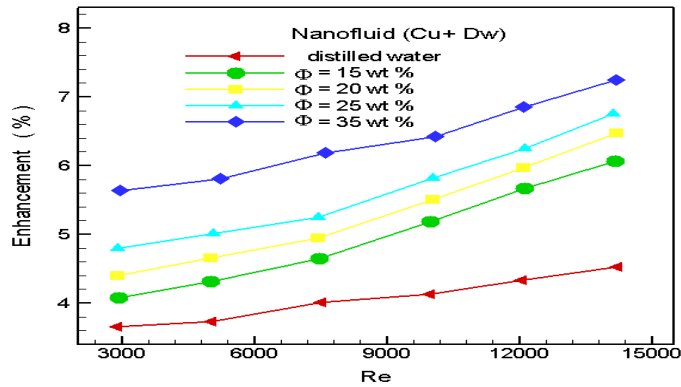


Figure (13) Variation of Enhancement with Re, Φ and Tnf = 44 °C for (Cu + DW).

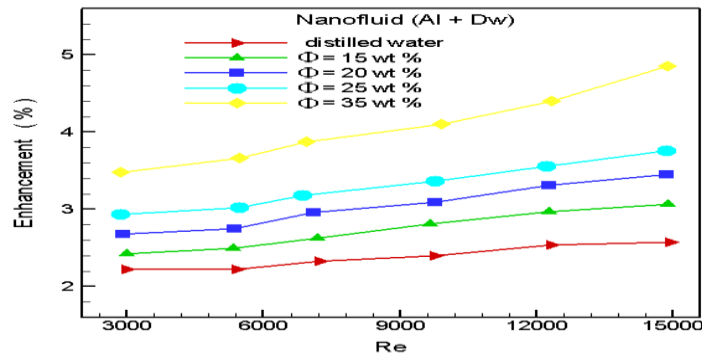


Figure (14) Variation of Enhancement with Re, Φ and Tnf = 44 °C for (Al + DW)

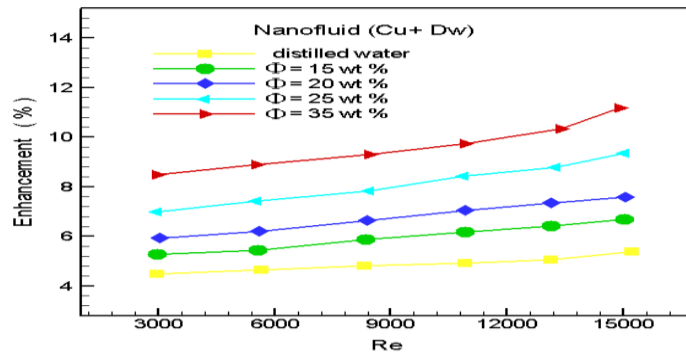


Figure (15) Variation of Enhancement with Re, Φ and Tnf = 60 °C for (Cu + DW)

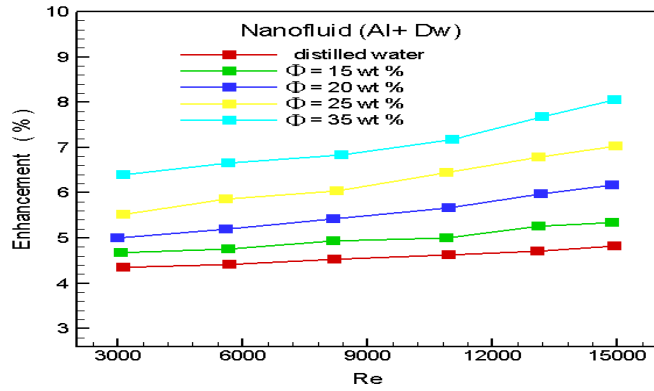


Figure (16) Variation of Enhancement with Re, Φ and Tnf = 60 °C for (Al + DW).

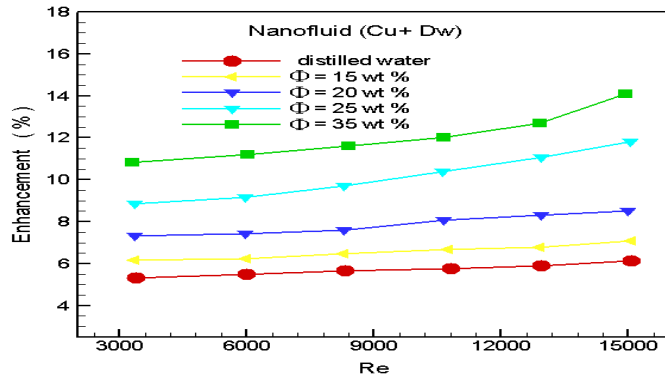


Figure (17) Variation of Enhancement with Re, Φ and Tnf = 70 °C for (Cu + DW).

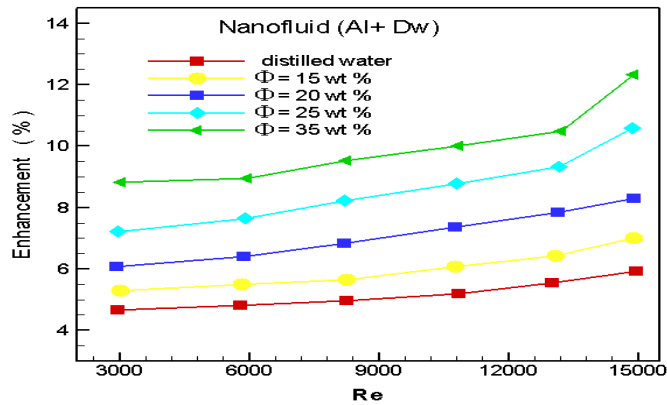


Figure (18) Variation of Enhancement with Re, Φ and Tnf = 70 °C for (Al + DW)

References

- [1] L.D. Tijing, B.C. Pak, B.J. Baek, D.H. Lee, A study on heat transfer enhancement using straight and twisted internal fin inserts, *International Communications in Heat and Mass Transfer* 33 (6) ,719 – 726, 2006 .
- [2] P. Naphon, Effect of coil-wire insert on heat transfer enhancement and pressure drop of the horizontal concentric tubes, *International Communications in Heat and Mass Transfer* 33 (6) ,753 – 763 , 2006.
- [3] B. Sahin, A. Demir, Performance analysis of a heat exchanger having perforated square fins, *Applied Thermal Engineering* 28 (5e6) ,621 – 632 , 2008.
- [4] Z. Zhneqguo, X. Tao, F. Xiaoming, Experimental study on heat transfer enhancement of a helically baffled heat exchanger combined with three dimensional finned tubes, *Applied Thermal Engineering* 24 (14e15) ,2293 – 2300 , 2004.
- [5] M.Y. Wen, C.Y. Ho, Heat-transfer enhancement in fin – and – tube heat exchanger with improved fin design, *Applied Thermal Engineering* 29 (5 – 6) , 1050 – 1057, 2009 .
- [6] S.H. Hashemabadi, S.Gh. Etemad, Effect of rounded corners on the secondary flow of viscoelastic fluids through non – circular ducts , *International Journal of Heat and Mass Transfer* 49 1986 – 1990, 2006 .
- [7] S.H. Hashemabadi, S.Gh. Etemad, M.R. Golkar Naranji, J. Thibault, Laminar flow of non-Newtonian fluid in right triangular ducts, *International Communications in Heat and Mass Transfer* 30 (1) (2003) 53 – 60 .
- [8] K. Yakut, B. Sahin, Flow-induced vibration analysis of conical rings used for heat transfer enhancement in heat exchangers, *Applied Energy* 78 (3), 273 – 288, 2004 .
- [8] S. Laohalertdecha, S. Wongwises, Effects of EHD on heat transfer enhancement and pressure drop during two-phase condensation of pure R – 134a at high mass flux in a horizontal micro – fin tube, *Experimental Thermal and Fluid Science* 30 (7) , 675 – 686 , 2006.
- [9] J.S. Paschkewitz, D.M. Pratt, The influence of fluid properties on electro hydrodynamic heat transfer enhancement in liquids under viscous and electrically dominated flow conditions, *Experimental Thermal and Fluid Science* 21 (4) ,187 – 197, 2000 .
- [10] N. Umeda, M. Takahashi, Numerical analysis for heat transfer enhancement of a lithium flow under a transverse magnetic field, *Fusion Engineering and Design* 51 – 52, 899 – 907, 2000.
- [11] D. Wen, Y. Ding, Experimental investigation into convective heat transfer of nanofluids at the entrance region under laminar flow conditions, *International Journal of Heat and Mass Transfer* 47,5181 – 5188, 2004.
- [12] M.S. Liu, M.C.C. Lin, I.T. Huang, C.C. Wang, Enhancement of thermal conductivity with CuO for nanofluids, *Chemical Engineering and Technology* 29 (1) ,72 – 77, 2006 .
- [13] B.C. Pak, I.Y. Cho, Hydrodynamic and heat transfer study of dispersed fluids with sub-micron metallic oxide particles, *Experimental Heat Transfer* 11 ,151 – 170, 1998 .
- [14] S.Z. Heris, S.Gh. Etemad, M. Nasr Esfahany, Experimental investigation of oxide nanofluids laminar flow convective heat transfer, *International Communications in Heat and Mass Transfer* 33 (4) ,529 – 535, 2006.

- [15] S.Z. Heris, M. Nasr Esfahany, S.Gh. Etemad, Experimental investigation of convective heat transfer of Al₂O₃/water nanofluid in circular tube, *International Journal of Heat and Fluid Flow* 28 (2) ,203 – 210, 2007 .
- [16] W.Y. Lai, B. Duculescu, P.E. Phelan, R.S. Prasher, Convective heat transfer with nanofluids in a single 1.02-mm tube, in: *Proceedings of ASME International Mechanical Engineering Congress and Exposition (IMECE 2006)* (2006).
- [17] J.Y. Jung, H.S. Oh, H.Y. Kwak, Forced convective heat transfer of nanofluids in microchannels, in: *Proceeding of ASME International Mechanical Engineering Congress and Exposition (IMECE 2006)*, 2006.
- [18] K.V. Sharma, L. SyamSundar, P.K. Sarma, Estimation of heat transfer coefficient and friction factor in the transition flow with low volume concentration of Al₂O₃ nanofluid flowing in a circular tube and with twisted tape insert, *International Communications in Heat and Mass Transfer* 36 ,503 – 507, 2009 .
- [19] C.J. Ho, L.C. Wei, Z.W. Li, An experimental investigation of forced convective cooling performance of a microchannel heat sink with Al₂O₃/water nanofluid, *Applied Thermal Engineering* 30 ,96 – 103,2009 .
- [20] C.T. Nguyen, G. Roy, C. Gauthier, N. Galanis, Heat transfer enhancement using Al₂O₃water nanofluid for an electronic liquid cooling system, *Applied Thermal Engineering* 27 ,1501 – 1506, 2007 .
- [21] Y. He, et al., Heat transfer and flow behaviour of aqueous suspensions of TiO₂ nanoparticles (nanofluids) flowing upward through a vertical pipe, *International Journal of Heat and Mass Transfer* 50 ,2272–2281, 2007.
- [22] W. Duangthongsuk, S. Wongwises, Heat transfer enhancement and pressure drop characteristics of TiO₂-water nanofluid in a double tube counter flow heat exchanger, *International Journal of Heat and Mass Transfer* 52 ,2059 – 2067, 2009.
- [23] W. Duangthongsuk, S. Wongwises, An experimental study on the heat transfer performance and pressure drop of TiO₂-water nanofluids flowing under a turbulent flow regime, *International Journal of Heat and Mass Transfer* 53 , 334 – 344, 2010.
- [24] US Research Nanomaterials, Inc. 3302 Twig Leaf Lane, Houston, TX 77084, USA Phone: (Sales) 832 – 460 – 3661 ; (Shipping) 832 – 359 – 7887 Fax: 281 – 492 – 8628 ,Service@us-nano.com ; Tech@us-nano.com
- [25] R.J. Moffat, Describing the uncertainties in experimental results, *Experimental Thermal and Fluid Science* 1 , 3 – 17, 1988 .
- [26] Saidi, M., "Experimental prediction of nusselt number and coolant heat transfer coefficient in compact heat exchanger performed with E-NTU method", *Engine Research*, 2010.
- [27] Kumar, R., & Rosen, M. A.. Thermal performance of Integrated collector-storage solar water heater with corrugated absorber surface. *Applied Thermal Engineering*, 30, 1764-1768,2010.
- [28] Das, S. K., Choi, S. U. S., Yu, W., & Pradeep, T. "Nanofluid Science and Technology". John Wiley & Sons, Inc., Publication, 2007.
- [29] F.W. Dittus, L.M.K. Boelter, Heat Transfer in Automobile Radiators of Tubular Type. University of California Press, Berkeley, CA, pp. 13 – 18, 1930 .
- [30] V. Gnielinsky, Wärmeübertragung in Rohren, VDI-Wämeatlas, sixth ed. VDI Verlag, Düsseldorf, 2002.

[31] Petukhov, B., "Heat transfer and friction in turbulent pipe flow with variable physical properties", *Advances in heat transfer*, Vol. 6, 503 – 564, 1970 .

[32] E N. Ashwin Kumar, Norasikin Binti Mat Isa, R. Kandasamy, Impact of Heat Transfer on MHD Boundary Layer of Copper Nanofluid at a Stagnation Point Flow Past a Porous Stretching and Shrinking Surface with Variable Stream Conditions, *ARNP Journal of Science and Technology* Vol. 5, No. 5, 2015.